



LIVING SPACES

Assembly Instruction

LAKELAND ROUND DINING TABLE




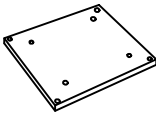
DTLAKERT SKU#249592


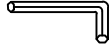
CAUTION: PLEASE READ ALL INSTRUCTION BEFORE STARTING THE ASSEMBLY OF THIS PRODUCT. THESE ARE HEAVY. IN ORDER TO PREVENT PERSONAL INJURY AND ENSURE THAT THIS PRODUCT IS NOT DAMAGED DURING THE ASSEMBLY PROCESS. IT IS STRONGLY RECOMMENDED THAT YOU ENLIST THE ASSISTANCE OF ONE OR MORE PEOPLE.

CUIDADO: FAVOR DE LEER TODAS LAS INSTRUCCIONES MANTES DE ENSAMBLAR SU PRODUCTO. ESTAS PIEZAS SON PESADAS. PARA PREVENIR HERIDAS PERSONALES Y ASEGURAR QUE SU PRODUCTO NO SEA DAN ADO MIENTRAS ES ANSAMBLADO, SE RECOMIENDA LA ASISTENCIA DE UNA O MAUS PERSONAS.

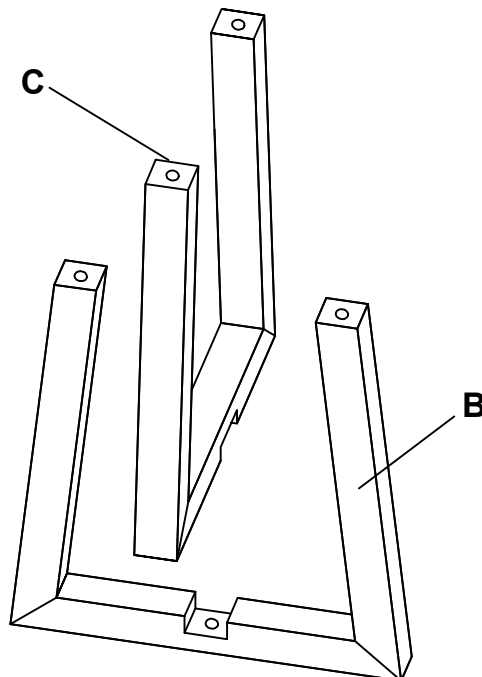
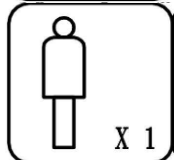

WARNING.....PROTECTIVE GLIDE IS PLACED UNDER LEGS OF FURNITURE TO RESIST SCRATCHES TO FLOOR SURFACE. SOME FLOOR SURFACES CAN BE EXTRA SENSITIVE TO MARKING. IF YOU ARE NOT SURE CONSULT WITH YOUR DEALER.

AVERTISSEMENT...LES PIEDS DES MEUBLES SONT MUNIS DE PAINTS DESTINÉS À PROTÉGER LE PLANCHER. CENTAINS REVÊTEMENTS DE SOL PEUVENT ÊTRE TRÈS FRAGILES. EN CAS DE DOUTE, CONSULTER LA MARCHAND.

NO.	Parts list		Q'TY
A		TABLE TOP LAKE-592-A	1
B		TABLE LEG LAKE-592-B	1
C		TABLE LEG LAKE-592-C	1
D		MOUNTING BAR LAKE-592-D	1

NO.	Hardware List		Q'TY
1		Ø 5/16" x 38mm Bolt (LAKE-592-1a)	9
		Ø 5/16" Spring washer (LAKE-592-1b)	
		Ø 5/16" Flat washer (LAKE-592-1c)	
2		Allen wrench (4mm) (LAKE-592-2)	1

Please note:
Do not fully tighten the bolts before make sure that all bolts get in position.



STEP 1

Assembly Completed
MADE IN VIETNAM



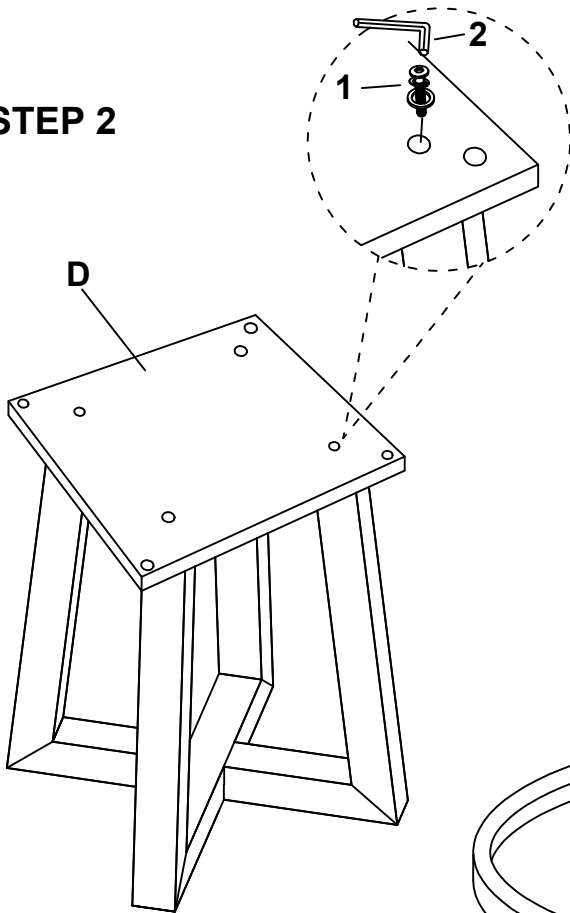
LIVING SPACES

Assembly Instruction

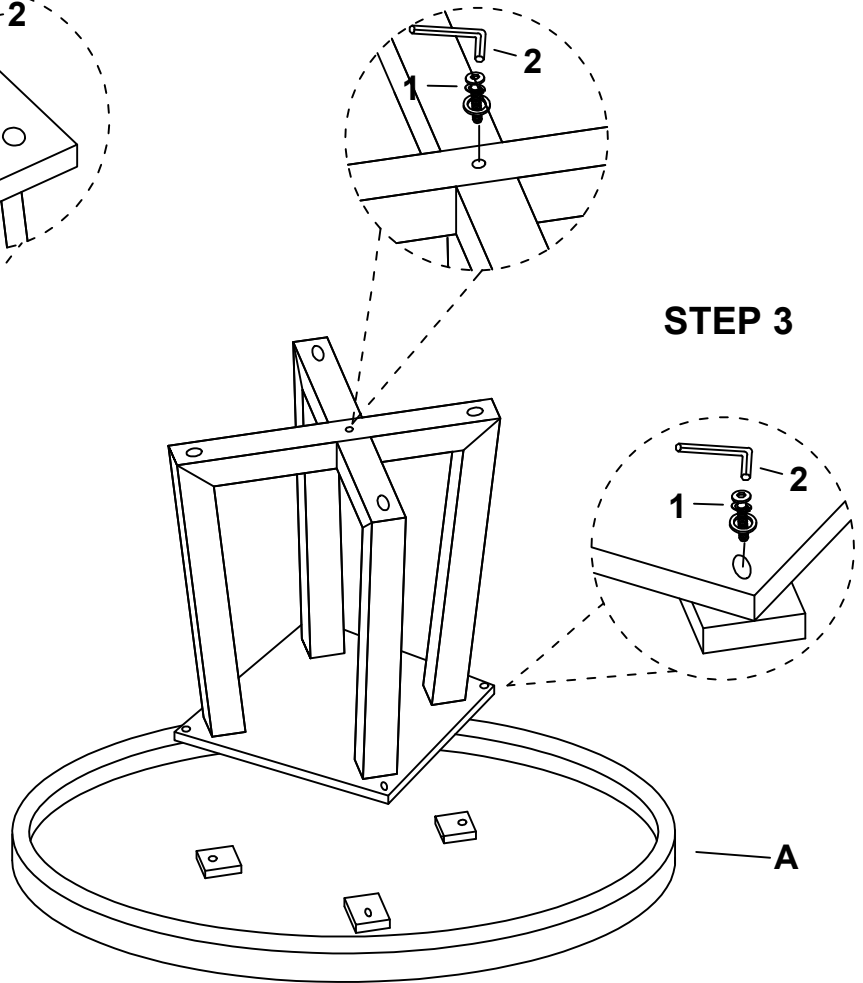
LAKELAND ROUND DINING TABLE

DTLAKERT SKU#249592

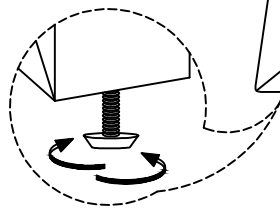

STEP 2



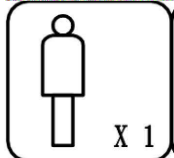
STEP 3



STEP 4



ADJUSTABLE LEVELER



Assembly Completed
MADE IN VIETNAM