


# ASSEMBLY INSTRUCTIONS



LIVING SPACES

A	HEADBOARD		X1
B	FOOTBOARD		X1
C	HB LEG L&R		X2
D	SIDE RAIL		X2
E	BED SLAT		X4
F	BED SLAT SUPPORT		X8
G	JCBC BOLT		X6 M6 x 30mm
H	SPRING WASHER		X6 1/4"
I	FLAT WASHER		X6 1/4" ID x 13mm
J	ALLEN KEY		X1 M4 x 65mm
K	ALLEN KEY		X1 M5 x 65mm
L	PAN HEAD CHIPBOARD SCREW		X16 m3.5 x 16mm
M	L-Bracket		X8

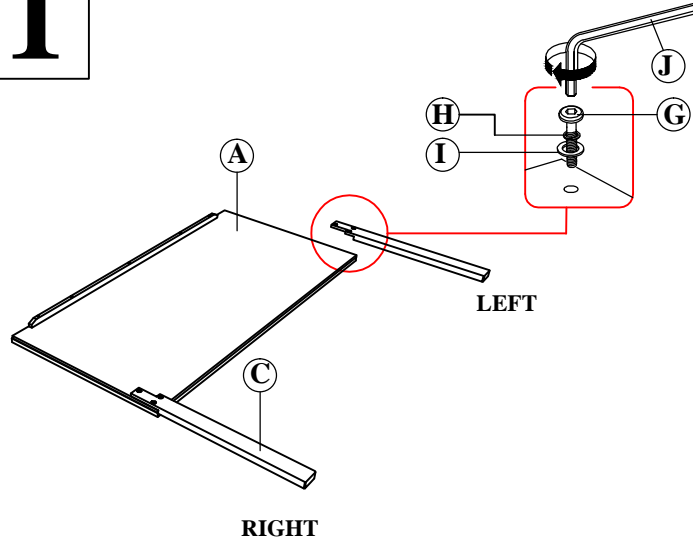
C.KING BED



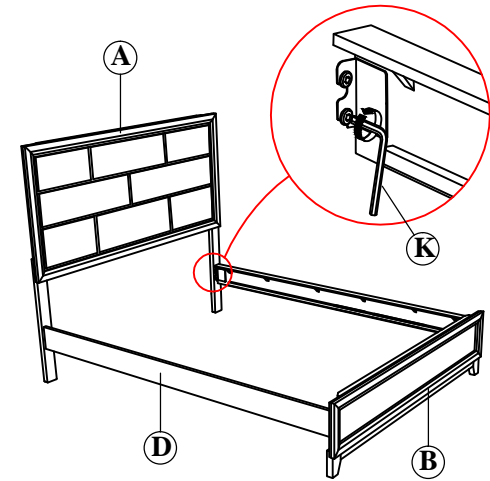
B4620-K-HBFB/B4620-CK-RAIL  
C.KING BED



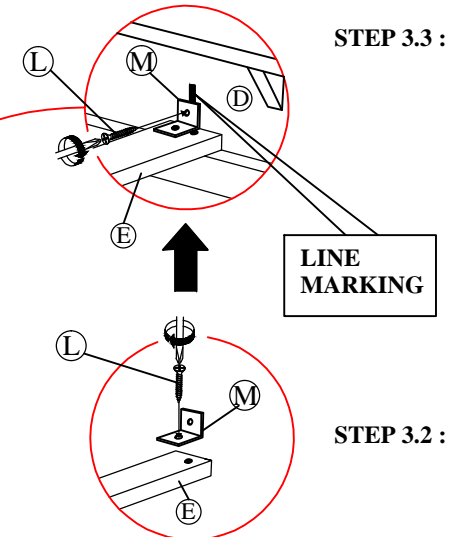
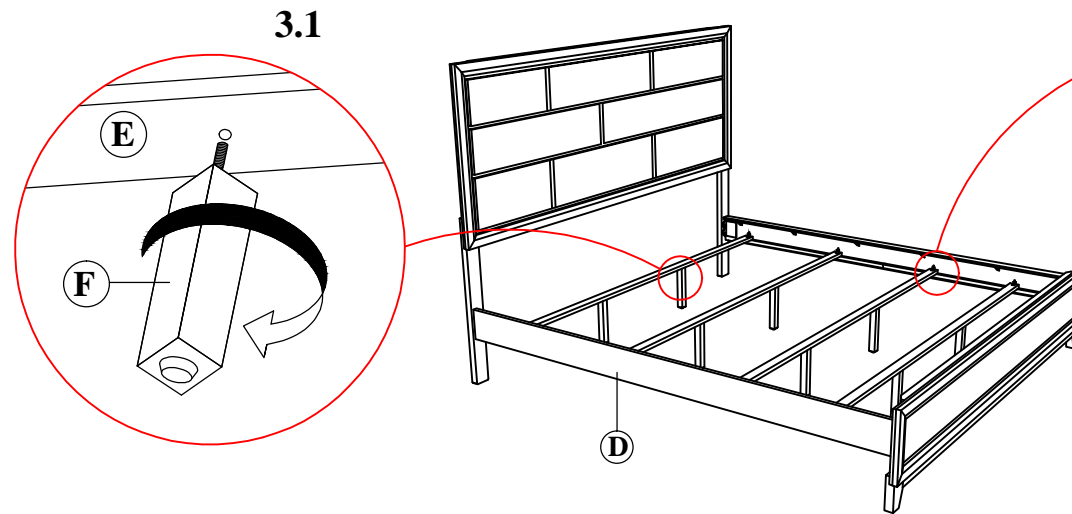
## 1



## 2



## 3



NOTE : MUST TIGHTEN SCREWS PERIODCALLY WITH USE SCREW WILL BECOME LOOSE CHECK TIGHTNESS OF ALL SCREW EVERY 6-8 WEEKS.