


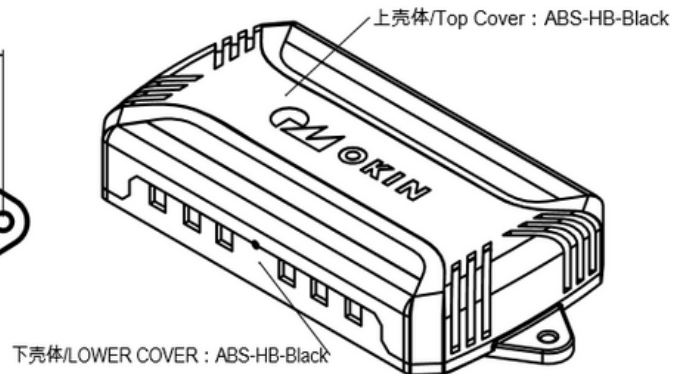
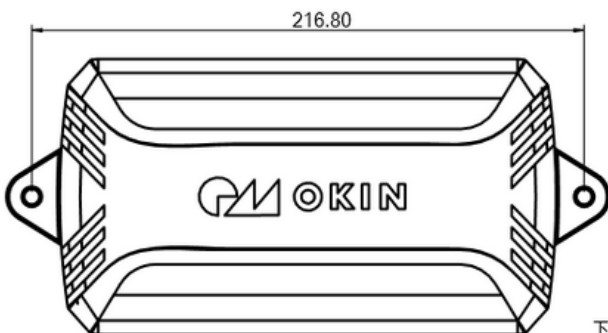
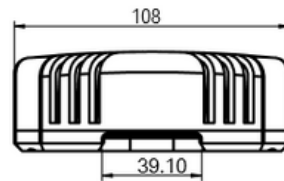
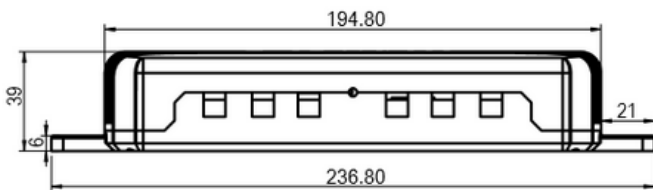
| | | | | |
|--|---|----------|----------------------|-------|
|  LIVING SPACES | Issue Department: Innovation Department | Date: | 2017. 8. 9 | |
| | Product Specification | | Author: | Louis |
| | Product specification | | JLDK.39.12.02 | |
| Bridget Power Reclining Sofa | | Edition: | 3 | |
| Page 1 of 6 | | | | |

1. Product appearance (JLDK.39.12.02-1)




2. Product Dimensions (JLDK.39.12.02-2)

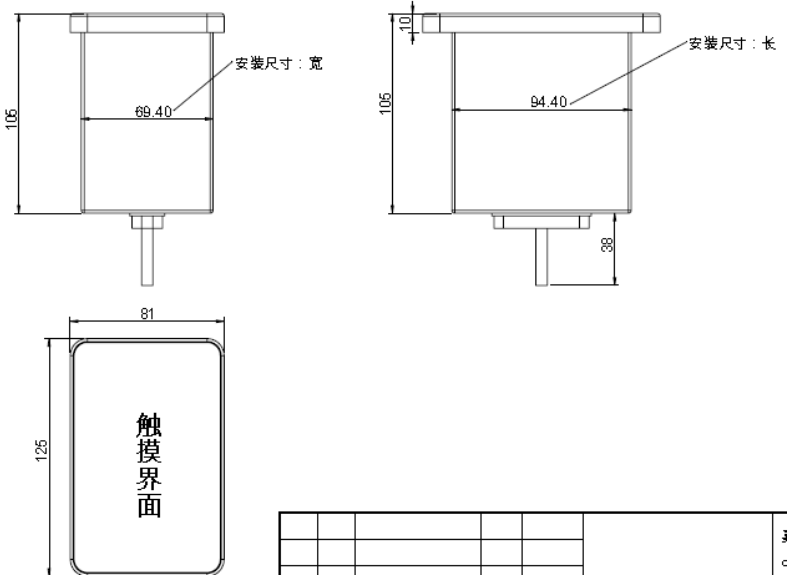
Dimension of control box:



Dimension of touch switch:

| | | | | | | | |
|-------|------------|---------|--|--------|--|----------|--|
| Date: | 2016-10-10 | Author: | | Review | | Approval | |
| | | | | : | | : | |

| | | | | |
|--|---|-------------|----------------------|-------|
|  LIVING SPACES | Issue Department: Innovation Department | Date: | 2017. 8. 9 | |
| | Product Specification | | Author: | Louis |
| | | | JLDK.39.12.02 | |
| Bridget Power Reclining Sofa | | Edition: | 3 | |
| | | Page 2 of 6 | | |



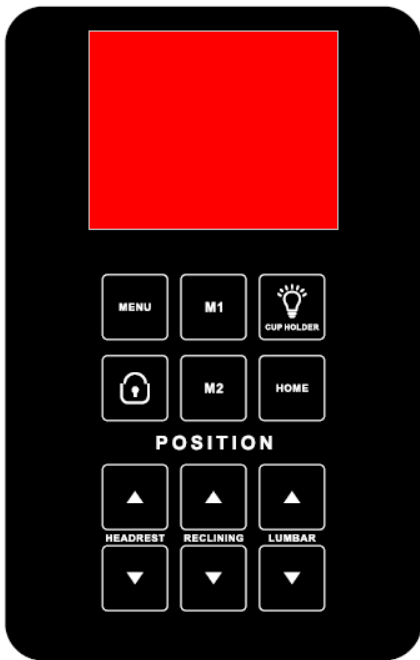
3、Product function description

3.1 Product function description


- 1、Double seats control
- 2、Support customized memory position

3.2 Product instructions

3.2.2 Button description

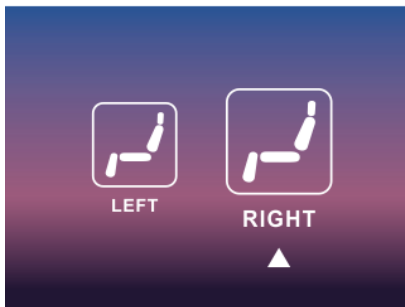


| | | | | | | | |
|-------|------------|---------|--|--------|--|----------|--|
| Date: | 2016-10-10 | Author: | | Review | | Approval | |
| | | | | : | | : | |

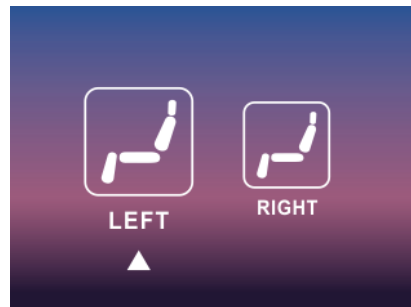
| | | | | |
|---|---|-------------|----------------------|-------|
|  LIVING SPACES | Issue Department: Innovation Department | Date: | 2017. 8. 9 | |
| | Product Specification Product specification | | Author: | Louis |
| | | | JLDK.39.12.02 | |
| Bridget Power Reclining Sofa | | Edition: | 3 | |
| | | Page 3 of 6 | | |



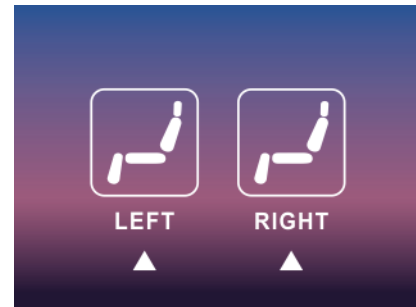
1) **MENU** : Choose of left and right seat. Click once to switch the seat, LCD screen is also switch and display as follows; switch to the corresponding interface to control the corresponding seat actuator and cup holder;



Right seat control



left seat control



double seats control



2) **CUP HOLDER** : Cup holder control. Click it, turn on/off LED of cup holder ;



3) **HOME** : Seat reset. Press and hold it, until seat moves to reset position;



4) **M1** : Memory position 1. Press (shorter than 3S) and release, the seat moves to the preset position 1 (preset by the user);




5) **M2** : Memory position 2. Press (shorter than 3S) and release, the seat moves to the preset position 12(preset by the user);



6) **HEADREST** : Head up. Press and hold it, head actuator moves up, stop when released;

| | | | | | | | |
|-------|------------|---------|--|--------|--|----------|--|
| Date: | 2016-10-10 | Author: | | Review | | Approval | |
| | | | | : | | : | |

| | | | | |
|--|---|-----------------------|---------------|-------|
|  LIVING SPACES | Issue Department: Innovation Department | Date: | 2017. 8. 9 | |
| | Product Specification | | Author: | Louis |
| | | | JLDK.39.12.02 | |
| Bridget Power Reclining Sofa | | Product specification | | |
| | | Edition: | 3 | |
| Page 4 of 6 | | | | |



7) **HEADREST** : Head down. Press and hold it, head actuator moves down, stop when released;



8) **RECLINING** : Seat up. Press and hold it, the back of seat moves up, stop when released;



9) **RECLINING** : Seat down. Press and hold it, the back of seat moves down, stop when released;



10) **LUMBAR** : Lumber up. Press and hold it, the lumbar of seat moves up, stop when released;




11) **LUMBAR** : Lumber down. Press and hold it, the lumbar of seat moves down, stop when released;



12) **Lock or unlock**. Press and hold for about 3 seconds to hear a long “drip” sound. If no lock is added before, then it is locked; if it has been locked before, then it is unlocked; after locked, other button operations will not work.

3.2.3 Set of memory position

| | | | | |
|-------|------------|---------|--------|----------|
| Date: | 2016-10-10 | Author: | Review | Approval |
| | | | : | : |

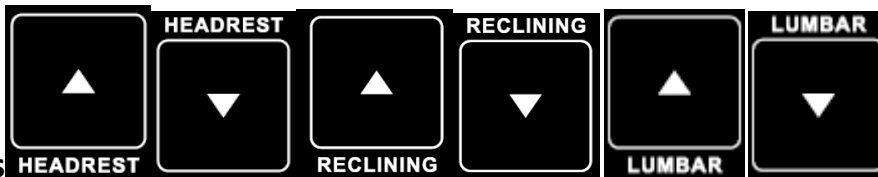
| | | | | |
|---|---|----------|----------------------|-------|
|  LIVING SPACES | Issue Department: Innovation Department | Date: | 2017. 8. 9 | |
| | Product Specification Product specification | | Author: | Louis |
| | | | JLDK.39.12.02 | |
| Bridget Power Reclining Sofa | | Edition: | 3 | |
| Page 5 of 6 | | | | |



1) Press **MENU** to choose the seat you want to set ;



2) Press **HOME** to move to the seat to reset position ;



3) Press **HEADREST**, **RECLINING**, or **LUMBAR** , to adjust the seat to a



position you want , press and hold **M1** , you will hear a long “drip” sound after 3 seconds, then, the current position will be recorded as memory position 1 ;




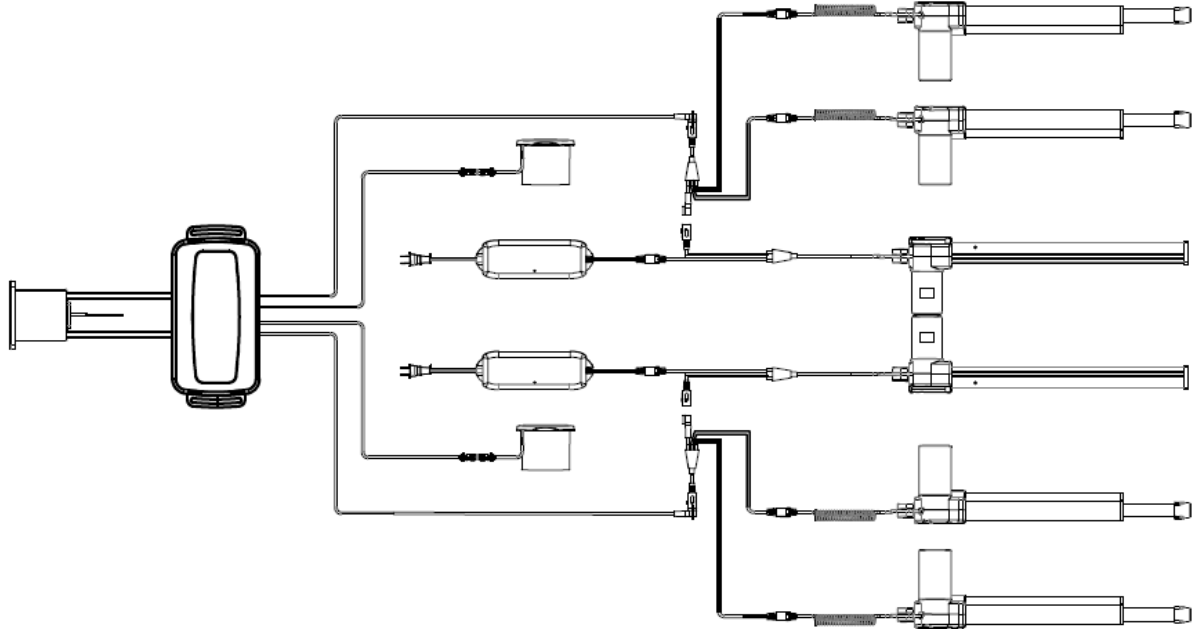
4) Repeat 2) 3) , use the similar (press and hold **M2**) to set memory position 2 ;

Note: If you press and hold M1 or M2 and hear the first “drip” , you will not release until you hear the second “drip” and then release it, you will restore the factory setting position of M1 or M2.

4、Electrical connection diagram

| | | | | |
|-------|------------|---------|--------|----------|
| Date: | 2016-10-10 | Author: | Review | Approval |
| | | | : | : |

| | | | |
|--|---|----------------------|------------|
|  LIVING SPACES | Issue Department: Innovation Department | Date: | 2017. 8. 9 |
| | Product Specification | Author: | Louis |
| | Product specification | JLDK.39.12.02 | |
| Bridget Power Reclining Sofa | | Edition: | 3 |
| | | Page 6 of 6 | |



5、 Maintenance

- 1、 Non-waterproof products are not allowed to place in wet areas, and all the products cannot be washed by water, wipe by alcohol;
- 2、 The appearance is plastic material with many components, which need to be handle with care and install correctly;
- 3、 Comply with safety operation procedures. Do not overload the products, and eliminate unsafe factors in time;
- 4、 Operating environment and temperature: under normal temperature;
- 5、 Relative humidity: no more than 80%。

| | | | | |
|-------|------------|---------|--------|----------|
| Date: | 2016-10-10 | Author: | Review | Approval |
| | | | : | : |