

# LIVING SPACES

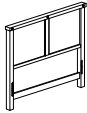

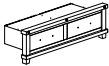








## OWNER'S MANUAL

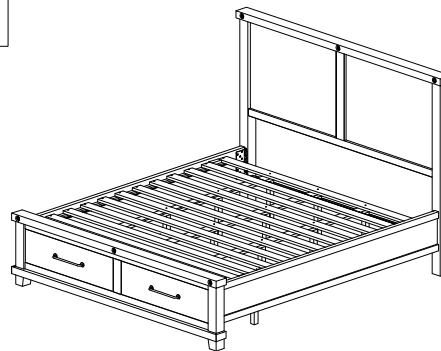
JAXON CAFE EASTERN KING STORAGE BED  
 LIVING SPACES SKU : 89727 / 81469 / 89713 / 89721  
 VENDOR ITEM NO. : 7YC9L7BHX / 7YC9D7FB / 7YC9D7R









Scan QR code to view assembly video

### ASSEMBLY PARTS LIST

BOX 1 (SKU 81469) Headboard				BOX 3 (SKU 89721) Siderails			
SKU #	IMAGE	DESCRIPTION	QUANTITY	SKU #	IMAGE	DESCRIPTION	QUANTITY
81469		HEADBOARD	1	89721		SIDE RAIL	2
BOX 2 (SKU 89713) Footboard - Slat roll				HARDWARE KIT PACKED IN BOX 3 SKU : 7YZZBPHW			
SKU #	IMAGE	DESCRIPTION	QUANTITY	SKU #	IMAGE	DESCRIPTION	QUANTITY
89713-1		FOOTBOARD	1	7YZZBPHW-1		ALLEN BOLT (M8 X 30MM)	16
89713-2		SLAT ROLL	1	7YZZBPHW-2		FLAT WASHER (M8)	16
89713-3		FOOTBOARD SUPPORT LEG	3	7YZZBPHW-3		ALLEN KEY	2
7YZZD7CS		SLAT SUPPORT	3	7YZZBPHW-4		WOOD SCREW (4x30mm)	24
7YZZBPDLS		CENTER SUPPORT LEG	9	FULLY ASSEMBLED			



### PRE-ASSEMBLED PARTS LIST

SKU #	IMAGE	DESCRIPTION	SKU #	IMAGE	DESCRIPTION
7YZZCPHL		HANDLE	7YZZBPDG500		DRAWER GLIDE SET
7YZZCPFC18		FOOT CAP	7YZZBPBT		DECORATIVE NUT & BOLT
RPZZBPLBHK		SIDE RAIL BRACKET (SET OF 2)	7YZZL7S		INDIVIDUAL SLAT

# LIVING SPACES

## OWNER'S MANUAL

JAXON CAFE EASTERN KING STORAGE BED  
LIVING SPACES SKU : 89727 / 81469 / 89713 / 89721  
VENDOR ITEM NO. : 7YC9L7BHX / 7YC9D7FB / 7YC9D7R



Scan QR code to view assembly video

### ASSEMBLY INSTRUCTIONS



**1**

89713-3

89713-1

**2**

7YZZBPHW-2

7YZZBPHW-1

7YZZBPHW-3

81469

89721

**3**

7YZZBPHW-2

7YZZBPHW-1

7YZZBPHW-3

89713-1

**4**

7YZZBPHW-2

7YZZBPHW-1

7YZZBPHW-3

89721

7YZZBPHW-2

7YZZBPHW-3

7YZZBPHW-1

# LIVING SPACES

## OWNER'S MANUAL

JAXON CAFE EASTERN KING STORAGE BED  
LIVING SPACES SKU : 89727 / 81469 / 89713 / 89721  
VENDOR ITEM NO. : 7YC9L7BHX / 7YC9D7FB / 7YC9D7R



Scan QR code to view assembly video

### ASSEMBLY INSTRUCTIONS



**5**

**6**

7YZZBPHW-4

89713-2

7YZZBPDLS

7YZZD7CS

**7**

**8**

**ASSEMBLY COMPLETE**

# LIVING SPACES

## OWNER'S MANUAL

JAXON CAFE EASTERN KING STORAGE BED  
LIVING SPACES SKU : 89727 / 81469 / 89713 / 89721  
VENDOR ITEM NO. : 7YC9L7BHX / 7YC9D7FB / 7YC9D7R



Scan QR code to view assembly video



### WARNING:

- Maximum distributed load capacity: 800 lbs.
- Storage drawer capacity: 50 lbs. per drawer.
- Standing or jumping on this product may result in damage or injury.

### ROUTINE MAINTENANCE:

Periodically check that support legs are in place and are applying equal upward pressure on the bed frame. To adjust support legs, turn levelers counterclockwise to extend, clockwise to retract.

Periodically check all fittings and tighten if necessary, as they can loosen over time.

Always remove box spring and mattress before moving the bed. Lift the bed when moving it. Dragging the bed can damage the center support. Readjust levelers after moving the bed.

### CARE AND CLEANING: SOLID WOOD FURNITURE

Congratulations on purchasing this handcrafted solid wood furniture product. Please keep in mind that wood is sensitive to changes in humidity. As the weather changes so does the relative humidity in your home and the moisture content of your solid wood furniture. We have taken every precaution to stabilize the lumber used to build this product. Still, you may observe plank movement or small cracks as the seasons change, particularly during the first 6-12 months of ownership. This is normal for solid wood furniture and will not affect the performance or longevity of this product.

Dust frequently with a clean, damp, lint-free cloth. Frequent dusting will remove abrasive build-up which can damage a finish over time. Avoid using oily polishes or waxes. Avoid exposing your furniture to strong sunlight. Prolonged exposure to direct sunlight can fade the finish of your furniture. Do not expose your furniture to any liquids. Never allow water to sit on your furniture. Do not place hot items on top of surface, always use a mat or other protector. Alcohol, nail polish and perfume are also dangerous, as they can dissolve the furniture finish on contact and may require professional repairs