



LIVING SPACES



# Assembly Instructions For


## CTAVEC2 (SKU#326030) MADISON WHITE II CHEST

Thank you for purchasing this quality product. Be sure to check all packing materials carefully for small parts, which may have come loose inside the carton during shipment. Identify and count all parts and compare with the **HARDWARE LIST** below.

Caution : Please read instructions thoroughly before unpacking assembly parts.

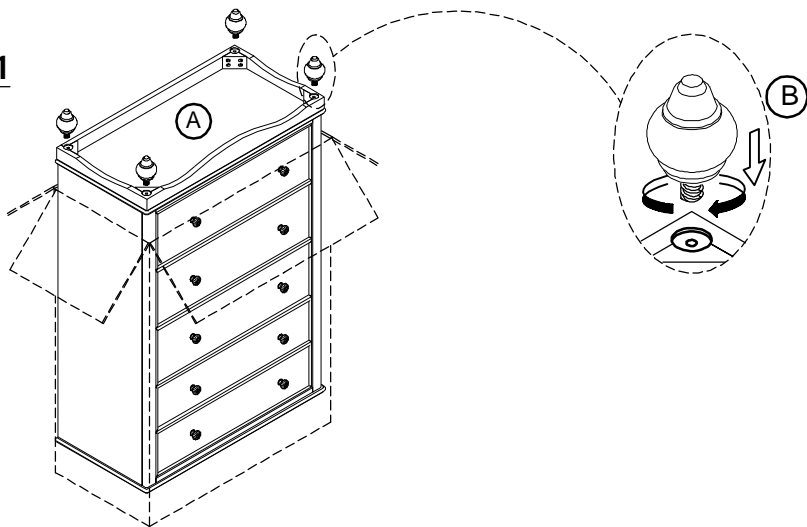
1. We recommend that you should assemble this product with the assistance of another person; this will make assembly easier, and will help to eliminate damage to the product or injury to persons during assembly.
2. Please do not over tighten screws or bolts until the assembly is completed.
3. Please put all parts on a non - abrasive floor before assembly, and follow the assembly steps to assemble your newly purchased product correctly and efficiently.

NO.	PARTS LIST		Q'TY
A		Chest Base	1
B		Bun Feet	4

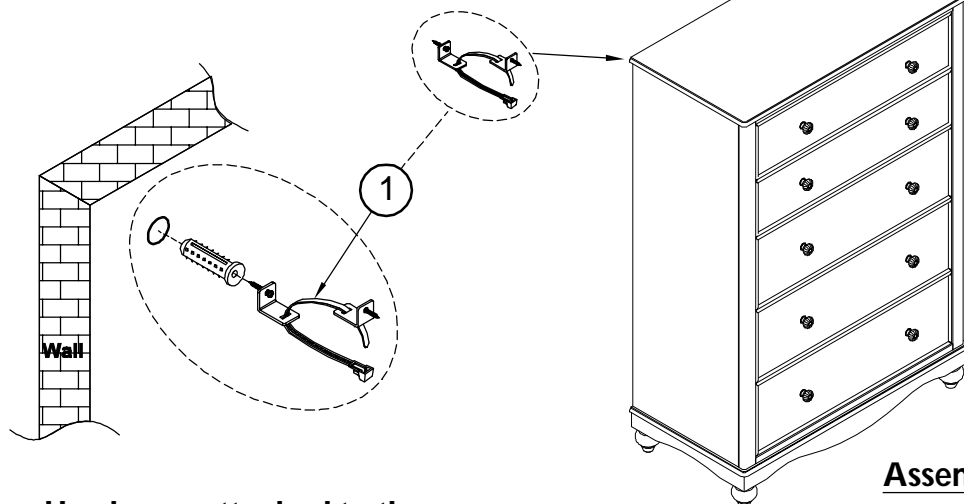
NO.	HARDWARE LIST		Q'TY
1		Anti Tip Hardware	1

**Suggestion :** Assemble the feet then take the product out from the carton

### Step 1



### Step 2



**Assembly Completed**

**Remark :** Tipping Hardware attached to the back stretcher

Made in Vietnam