

LIVING SPACES






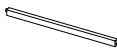





OWNER'S MANUAL

GABLES BENCH
LIVING SPACES SKU : 246112
VENDOR ITEM NO. : 8EJ865

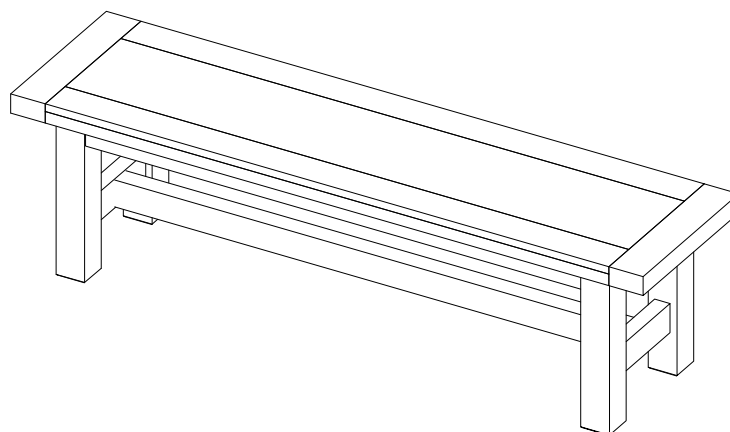


Scan QR code to view assembly video


ASSEMBLY PARTS LIST

SKU #	IMAGE	DESCRIPTION	QUANTITY	HARDWARE KIT PACKED IN BOX			
				SKU #	IMAGE	DESCRIPTION	QUANTITY
246112-1		BENCH SEAT	1	8EZZ65HW -1		ALLEN BOLT (5/16" x 50mm)	8
8EJ865LG		LEG	2	8EZZ65HW-2		FLAT WASHER (5/16")	8
				8EZZ65HW-3		LOCK WASHER (5/16")	10
8EJ865ST		STRETCHER	1	8EZZ65HW-4		ALL THREAD BOLT (5/16"x80mm)	2
				8EZZ65HW-5		HEX NUT (5/16")	2
				8EZZ65HW-6		ARC WASHER	2
				8EZZ65HW-7		SPANNER	1
				8EZZ65HW-8		ALLEN KEY	1

FULLY ASSEMBLED



PRE-ASSEMBLED PARTS LIST

SKU #	IMAGE	DESCRIPTION	SKU #	IMAGE	DESCRIPTION
8EZZ65LV		LEG LEVELER			

LIVING SPACES

OWNER'S MANUAL

GABLES BENCH
LIVING SPACES SKU : 246112
VENDOR ITEM NO. : 8EJ865



Scan QR code to view assembly video

ASSEMBLY INSTRUCTIONS



1

8EJ865LG
8EZZ65HW-4 (X2)

2

8EZZ65HW-3
8EZZ65HW-6
8EZZ65HW-5
8EZZ65HW-7
8EJ865LG
8EJ865ST
8EZZ65HW-4 (X2)

3

8EZZ65HW-2
8EZZ65HW-3
8EZZ65HW-1
8EZZ65HW-8
246112-1
8EZZ65HW-4 (X8)

ASSEMBLY COMPLETE

LIVING SPACES

OWNER'S MANUAL

*GABLES BENCH
LIVING SPACES SKU : 246112
VENDOR ITEM NO. : 8EJ865*



Scan QR code to view assembly video



WARNING:

- Maximum dynamic load capacity: 600 lbs.
- Standing or jumping on this product may result in damage or injury.

ROUTINE MAINTENANCE:

Periodically check all fittings and tighten if necessary, as they can loosen over time. If uneven, the bench can be leveled by adjusting the levelers under the legs/base.

CARE AND CLEANING:

SOLID WOOD FURNITURE

Congratulations on purchasing this handcrafted solid wood furniture product. Please keep in mind that wood is sensitive to changes in humidity. As the weather changes so does the relative humidity in your home and the moisture content of your solid wood furniture. We have taken every precaution to stabilize the lumber used to build this product. Still, you may observe plank movement or small cracks as the seasons change, particularly during the first 6-12 months of ownership. This is normal for solid wood furniture and will not affect the performance or longevity of this product.

Dust frequently with a clean, damp, lint-free cloth. Frequent dusting will remove abrasive build-up which can damage a finish over time. Avoid using oily polishes or waxes. Avoid exposing your furniture to strong sunlight. Prolonged exposure to direct sunlight can fade the finish of your furniture. Do not expose your furniture to any liquids. Never allow water to sit on your furniture. Do not place hot items on top of surface, always use a mat or other protector. Alcohol, nail polish and perfume are also dangerous, as they can dissolve the furniture finish on contact and may require professional repairs.