

LIVING SPACES



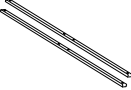


OWNER'S MANUAL

JAXON GREY MIRROR
 LIVING SPACES SKU : 241128
 VENDOR ITEM NO. : 7YU683



Scan QR code to view assembly video

ASSEMBLY PARTS LIST


SKU #	IMAGE	DESCRIPTION	QUANTITY	HARDWARE KIT PACKED IN BOX SKU : 7YZZ83HW			
				SKU #	IMAGE	DESCRIPTION	QUANTITY
241128		MIRROR	1	7YZZ83HW-1		ALLEN BOLT (M6 X 40MM)	8
7YU683MS		MIRROR SUPPORT SET (packed with dresser)	1	7YZZ83HW-2		FLAT WASHER (M6)	8
				7YZZ83HW-3		ALLEN KEY	2

FULLY ASSEMBLED



* DRESSER SOLD SEPARATELY

PRE-ASSEMBLED PARTS LIST

SKU #	IMAGE	DESCRIPTION	SKU #	IMAGE	DESCRIPTION
7YZZBPBT		LARGE DECORATIVE BOLT			

LIVING SPACES

OWNER'S MANUAL

JAXON GREY MIRROR
LIVING SPACES SKU : 241128
VENDOR ITEM NO. : 7YU683



Scan QR code to view assembly video

ASSEMBLY INSTRUCTIONS



OPTION 1: DRESSER MOUNTING

1

7YZZ83HW-1
7YZZ83HW-2
241128
7YZZ83HW-3
7YU683MS

2

7YZZ83HW-2
7YZZ83HW-1
7YZZ83HW-3

3

ASSEMBLY COMPLETE

OPTION 2: WALL MOUNTING

1

DISTANCE BETWEEN MOUNTING BRACKETS CENTERS
MOUNTING BRACKETS
MIRROR BACK

2

MOUNTING HARDWARE
WALL

* WALL MOUNTING HARDWARE NOT INCLUDED.

3

ASSEMBLY COMPLETE

LIVING SPACES

OWNER'S MANUAL

JAXON GREY MIRROR
LIVING SPACES SKU : 241128
VENDOR ITEM NO. : 7YU683



Scan QR code to view assembly video



WARNING:

- For wall mounting we recommend installing the mounting hardware into wall studs or a board that is secured to studs.

ROUTINE MAINTENANCE:

Periodically check all fittings and tighten if necessary, as they can loosen over time.

CARE AND CLEANING:

GLASS:

Clean with a slightly damp cloth and dry immediately with a lint-free cloth. Use only mild detergents and cleaning solutions which are recommended for cleaning glass. Use coasters and placemats on glass table tops to prevent marking on the surface of your product.

SOLID WOOD FURNITURE:

Congratulations on purchasing this handcrafted solid wood furniture product. Please keep in mind that wood is sensitive to changes in humidity. As the weather changes so does the relative humidity in your home and the moisture content of your solid wood furniture. We have taken every precaution to stabilize the lumber used to build this product. Still, you may observe plank movement or small cracks as the seasons change, particularly during the first 6-12 months of ownership. This is normal for solid wood furniture and will not affect the performance or longevity of this product.

Dust frequently with a clean, damp, lint-free cloth. Frequent dusting will remove abrasive build-up which can damage a finish over time. Avoid using oily polishes or waxes. Avoid exposing your furniture to strong sunlight. Prolonged exposure to direct sunlight can fade the finish of your furniture. Do not expose your furniture to any liquids. Never allow water to sit on your furniture. Do not place hot items on top of surface, always use a mat or other protector. Alcohol, nail polish and perfume are also dangerous, as they can dissolve the furniture finish on contact and may require professional repairs.